

CARRON  
BATHROOMS  
THE NAME  
FOR BATHS

---

## WELCOME TO CARRON BATHROOMS.

As the leading bath manufacturer in Europe, Carron Bathrooms are at the forefront of design and manufacturing excellence. With a proud heritage dating back to the formation of the Carron Company in 1759, we are based on the original site on the banks of the River Carron in Falkirk, Scotland. Throughout our history we have built and maintained a reputation for producing first class products.

Our unique blend of experience and innovative designs ensures that we offer an unrivalled range of baths, designed to assist you in making the perfect choice for your bathroom.



### CONTENTS

<b>WELCOME</b>	02	<b>CELSIUS</b>	28
<b>PROFILE</b>	04	<b>DELTA / SIGMA</b>	30
<b>STATUS</b>	06	<b>SHOWERBATHS</b>	32
<b>FACTORY INSIGHT</b>	08	<b>CELSIUS FREESTANDING</b>	36
<b>FREESTANDING BATHS</b> Halcyon, Elysee, Ascoli & Paradigm	10	<b>X FACTOR</b> Axis, Matrix, Index, Apex & Showerbath	38
<b>QUANTUM</b> SE, Duo & Spacesaver	14	<b>WHIRLPOOL</b>	40
<b>QUANTUM INTEGRA</b>	18	<b>DUO BATHS</b>	42
<b>ECHELON / EQUITY</b>	20	<b>CORNER / OFFSET</b>	44
<b>URBAN</b>	22	<b>TRADITIONAL BATHS</b>	46
<b>CARRONITE</b>	26	<b>ACCESSORIES</b>	48
		<b>PRODUCT RANGE</b>	50

Carron Bathrooms has the largest range of aluminium bath moulds in the UK but it's the hand finishing that gives our baths the edge.

We've been at the forefront of modern bath design for over 30 years and as techniques change and new processes emerge, Carron Bathrooms can still be relied on to produce baths with skill and precision, never losing sight of what makes our baths great, craftsmanship.

All our baths go through an 8 stage process before leaving the factory floor. From moulding to packaging, every stage is monitored and finished by hand. This leaves us so confident in our products that we offer a minimum 20 year guarantee on every Carron bath.



1. Our investment in technology has allowed Carron to push the boundaries of design.
2. Our strongest asset, our people (Steven Watson, Celsius Chargehand, start date January 1985).
3. Our experience ensures complete conformity throughout the manufacturing process.
4. Flexible production lines allow for both large and small run capacity.

# A bath with a strong profile.

Leading the 'Soft Square' trend, the Profile from Carron pushes design innovation to its limits. With a slimline edge, the Profile adds an element of minimalism and refinement which perfectly complements modern ceramic designs.



Although slim and defined, the bath edge on the Profile still allows for the use of a showerscreen.

## PROFILE



LENGTH	1500MM
WIDTH	700MM
HEIGHT	515MM
DEPTH	400MM
CAPACITY	190 LITRES

LENGTH	1600MM
WIDTH	700MM
HEIGHT	515MM
DEPTH	400MM
CAPACITY	204 LITRES

LENGTH	1700MM
WIDTH	700MM
HEIGHT	515MM
DEPTH	400MM
CAPACITY	218 LITRES

LENGTH	1700MM
WIDTH	750MM
HEIGHT	540MM
DEPTH	400MM
CAPACITY	257 LITRES



# Inspired by heritage.

Our designers' research goes much further than the bathroom. Details from our history and surroundings add an extra level of design to our products. With its smooth curves, the Status bath manages to be both practical and timeless.

*Right: Status bath available in left hand and right hand options. Modern and practical, it can accommodate a bath screen.*



STATUS



LENGTH	1600MM
WIDTH	725MM
HEIGHT	540MM
DEPTH	425MM
CAPACITY	197 LITRES

LENGTH	1700MM
WIDTH	725MM
HEIGHT	540MM
DEPTH	425MM
CAPACITY	205 LITRES

LENGTH	1700MM
WIDTH	800MM
HEIGHT	540MM
DEPTH	450MM
CAPACITY	250 LITRES

## CARRON. MADE IN BRITAIN.

We've always been at the forefront of manufacturing but we've never forgotten our heritage. Every year we bring in new processes and systems that help ensure quality products, but it's our skilled staff that apply the attention to detail. We take pride in the fact that all of our baths are manufactured on the original Carron site in Falkirk, Stirlingshire.

Of course, heritage isn't enough, which is why we have continued to invest in our product range. With the widest range of designs and sizes, Carron is unquestionably the name for baths.

Automated production lines bring cost effectiveness to manufacturing but in our experience, nothing makes up for human skill. That's why you'll find our skilled staff at every stage of the production line. Our unique Carronite™ finishing process is expertly applied and every single Carron product is finished, checked and signed off by hand. It is only by doing this that we can ensure we are happy with each and every product we sell. This quality is reflected in our continued growth and expansion.

With the widest range of designs and sizes, Carron is unquestionably the name for baths.



1. Custom designed processes unique to Carron Bathrooms deliver the highest quality on every bath.
2. An example of Carron's integration of experience and innovation.
3. Every stage of the process combines efficiency and care.
4. With 8 inspection stages, conformity is ensured by our trained operators.
5. Our Falkirk manufacturing plant, Carron's base since 1759.
6. Precision and attention to detail from the outset.



# The first and last words in luxury.

Carron Halcyon freestanding baths make a statement. They pronounce attention to detail and they speak of quality. Combined with our custom made, one piece bath surrounds, the Halcyon range will be more than a feature in your bathroom.




Top and right: Halcyon models available in black, white, red and our new granite finish.

## HALCYON OVAL



LENGTH	1750MM
WIDTH	800MM
HEIGHT	610MM
DEPTH	450MM
CAPACITY	270 LITRES

## HALCYON SQUARE



LENGTH	1750MM
WIDTH	800MM
HEIGHT	610MM
DEPTH	440MM
CAPACITY	286 LITRES

## HALCYON D



LENGTH	1750MM
WIDTH	800MM
HEIGHT	590MM
DEPTH	450MM
CAPACITY	253 LITRES

Back to wall, detachable panel.



# The centre of attention.

The Carron range of freestanding baths are modern but retain a classic feel. The Elysee, Ascoli and Paradigm baths will make a lasting impression in any bathroom.



Top: Ascoli. Chrome feet available with the Ascoli Freestanding bath only. Right: Paradigm Freestanding bath.

## ELYSEE



LENGTH	1800MM
WIDTH	900MM
HEIGHT	650MM
DEPTH	480MM
CAPACITY	330 LITRES

## ASCOLI



LENGTH	1700MM
WIDTH	750MM
HEIGHT	655MM
DEPTH	475MM
CAPACITY	247 LITRES

## PARADIGM



LENGTH	1550MM
WIDTH	850MM
HEIGHT	620 - 660MM
DEPTH	480MM
CAPACITY	238 LITRES




## Everyday Style.

The Quantum Range offers something for everyone with its sleek lines, and practical features. With a wide range of sizes and styles, Quantum can answer all your needs from a quick dip to a long, luxurious soak.





**QUANTUM SE**



LENGTH	1500MM
WIDTH	700MM
HEIGHT	515MM
DEPTH	410MM
CAPACITY	198 LITRES

LENGTH	1600MM
WIDTH	700MM
HEIGHT	515MM
DEPTH	410MM
CAPACITY	213 LITRES

LENGTH	1600MM
WIDTH	800MM
HEIGHT	540MM
DEPTH	430MM
CAPACITY	247 LITRES

LENGTH	1700MM
WIDTH	700MM
HEIGHT	515MM
DEPTH	410MM
CAPACITY	228 LITRES

LENGTH	1700MM
WIDTH	750MM
HEIGHT	540MM
DEPTH	430MM
CAPACITY	240 LITRES

LENGTH	1700MM
WIDTH	800MM
HEIGHT	540MM
DEPTH	440MM
CAPACITY	267 LITRES

LENGTH	1800MM
WIDTH	725MM
HEIGHT	540MM
DEPTH	440MM
CAPACITY	266 LITRES

LENGTH	1800MM
WIDTH	800MM
HEIGHT	540MM
DEPTH	440MM
CAPACITY	285 LITRES

**QUANTUM DUO**



LENGTH	1700MM
WIDTH	700MM
HEIGHT	515MM
DEPTH	410MM
CAPACITY	165 LITRES

LENGTH	1700MM
WIDTH	750MM
HEIGHT	540MM
DEPTH	430MM
CAPACITY	190 LITRES

LENGTH	1700MM
WIDTH	800MM
HEIGHT	540MM
DEPTH	440MM
CAPACITY	200 LITRES

LENGTH	1800MM
WIDTH	800MM
HEIGHT	540MM
DEPTH	440MM
CAPACITY	230 LITRES

LENGTH	1900MM
WIDTH	900MM
HEIGHT	570MM
DEPTH	450MM
CAPACITY	350 LITRES

**QUANTUM SPACESAVER**



LENGTH	1700MM
WIDTH	400 - 750MM
HEIGHT	540MM
DEPTH	420MM
CAPACITY	211 LITRES



# Innovative Design.

DESIGN BRIEF: Create a bath with the practicality of handgrips whilst retaining minimalist, modern design features ideal for 21st century life.

RESULT: Quantum Integra.



Specially designed, recessed grips fit the Quantum style perfectly and allow a shower screen to be fitted.



## QUANTUM INTEGRA



LENGTH	1500MM
WIDTH	700MM
HEIGHT	515MM
DEPTH	410MM
CAPACITY	198 LITRES

LENGTH	1600MM
WIDTH	700MM
HEIGHT	515MM
DEPTH	410MM
CAPACITY	213 LITRES

LENGTH	1700MM
WIDTH	700MM
HEIGHT	515MM
DEPTH	410MM
CAPACITY	228 LITRES

LENGTH	1700MM
WIDTH	750MM
HEIGHT	540MM
DEPTH	430MM
CAPACITY	240 LITRES

LENGTH	1700MM
WIDTH	800MM
HEIGHT	540MM
DEPTH	440MM
CAPACITY	267 LITRES

LENGTH	1800MM
WIDTH	800MM
HEIGHT	540MM
DEPTH	440MM
CAPACITY	285 LITRES

## QUANTUM INTEGRA ECO



LENGTH	1700MM
WIDTH	700MM
HEIGHT	430MM
DEPTH	345MM
CAPACITY	174 LITRES

For full ease of access/water saving range see pages 38-39

# Design meets comfort.

The Echelon / Equity range has all the design features needed to turn these baths into modern classics, allowing them to hold their own in highly styled bathrooms. Don't think, however, that the Echelon / Equity range is form over function. Warm, smooth curves allow design and comfort to go hand in hand.



Above: Unique integrated filler available on the Echelon bath.



## ECHELON



LENGTH	1700MM
WIDTH	750MM
HEIGHT	540MM
DEPTH	420MM
CAPACITY	209 LITRES

LENGTH	1800MM
WIDTH	800MM
HEIGHT	540MM
DEPTH	440MM
CAPACITY	230 LITRES

## EQUITY



LENGTH	1700MM
WIDTH	750MM
HEIGHT	540MM
DEPTH	420MM
CAPACITY	204 LITRES

LENGTH	1800MM
WIDTH	800MM
HEIGHT	540MM
DEPTH	440MM
CAPACITY	225 LITRES

# The Urban. A product of its environment.

Taking its inspiration from the urban environment, this bath has an angular look that does not detract from its comfort. At home in modern city apartments and stylish homes alike the Urban is the modernist's choice.

*Right: Challenging conventional design, the Urban has been developed to accommodate side mounted taps to provide a complete bathing or showering experience.*

## URBAN



LENGTH	1700MM
WIDTH	725MM
HEIGHT	540MM
DEPTH	410MM
CAPACITY	224 LITRES



# Practical and progressive.

The strong angular approach to the Urban design lends itself well to the new Showerbath and Swing models. Without compromising on it's look, the new models bring an added practicality and accessible nature to the range.



Both the Edge (right) and Swing (above) models can be fitted with our custom shower screens.



## URBAN EDGE



LENGTH	1575MM
WIDTH	700-850MM
HEIGHT	540MM
DEPTH	420MM
CAPACITY	225 LITRES

## URBAN SWING



LENGTH	1575MM
WIDTH	850MM
HEIGHT	540MM
DEPTH	420MM
CAPACITY	225 LITRES

*Integral seat for ease of access.*

# Strength & Beauty.

Carronite™ is Carron's unique, patented manufacturing process. We are so confident in the strength and quality of Carronite™ that we offer a 30 year manufacturer warranty.



Stronger



Warmer



Peace of Mind

Comprehensive tests have demonstrated that Carronite™ baths:

### Retain Heat

Will retain heat for approx. 30 minutes longer than a standard acrylic bath.

### Amazingly Strong

Demonstrably stronger than standard acrylic baths. Tests carried out on the Carronite high technology reinforcement system recorded up to 30% extra strength and rigidity.

### The Original

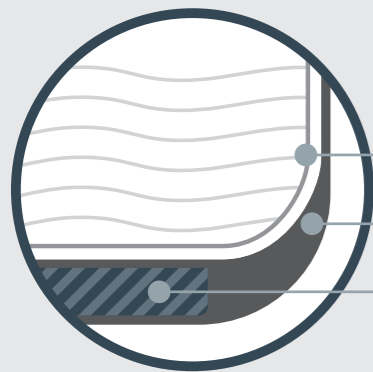
When we introduced our unique three coat reinforcement system, it set the industry standard and is still the benchmark today.

### Professional Choice

These results are the reason that more industry professionals would recommend a Carronite™ bath over any other currently available.

## How does Carronite™ work?

The demonstrable strength of a Carronite™ bath comes from a triple layer reinforcement process. This additional weight means the bath requires to be fitted with a unique frame support system. The combination of the material itself and the frame system ensure the rigidity and stability of the bath.



Acrylic

Carronite™

18mm Baseboard

### Acrylic

Warm, durable, high gloss, easy clean finish, formed from 5mm acrylic.

### Carronite™

High technology, rigid reinforcement.

### 18mm Baseboard

Fully encapsulated for total rigidity.



# Set temperatures soaring.

Elegant, sophisticated, defined. The Celsius range is based on strong lines and bold features yet never compromises on comfort and luxury. The range covers standard baths, showerbaths, freestanding and the impressive duo, all encompassing the Celsius style.

*Right: For the ultimate in feature baths, Carron have developed a granite effect finish exclusive to the Celsius freestanding bath.*



## CELSIUS



LENGTH	1700MM
WIDTH	700MM
HEIGHT	540MM
DEPTH	430MM
CAPACITY	265 LITRES

LENGTH	1700MM
WIDTH	750MM
HEIGHT	540MM
DEPTH	450MM
CAPACITY	275 LITRES

LENGTH	1800MM
WIDTH	800MM
HEIGHT	540MM
DEPTH	450MM
CAPACITY	300 LITRES

## SHOWERBATH



LENGTH	1700MM
WIDTH	750 - 900MM
HEIGHT	540MM
DEPTH	450MM
CAPACITY	305 LITRES

## OVAL



LENGTH	1900MM
WIDTH	1000MM
HEIGHT	570MM
DEPTH	470MM
CAPACITY	320 LITRES

## DUO



LENGTH	2000MM
WIDTH	1400MM
HEIGHT	570MM
DEPTH	480MM
CAPACITY	560 LITRES

## FREESTANDING



LENGTH	1910MM
WIDTH	910MM
HEIGHT	610MM
DEPTH	450MM
CAPACITY	330 LITRES

# Simplicity itself.

Although exquisitely designed, the Delta / Sigma range has its roots in flexibility. Perfectly proportioned, the Delta family complements a range of bathroom styles and layouts.



Above: Stylish handgrip option on all Delta / Sigma models.



## DELTA



LENGTH	1400MM
WIDTH	700MM
HEIGHT	515MM
DEPTH	410MM
CAPACITY	142 LITRES

LENGTH	1500MM
WIDTH	700MM
HEIGHT	515MM
DEPTH	410MM
CAPACITY	152 LITRES

LENGTH	1600MM
WIDTH	700MM
HEIGHT	515MM
DEPTH	410MM
CAPACITY	162 LITRES

LENGTH	1650MM
WIDTH	700MM
HEIGHT	515MM
DEPTH	410MM
CAPACITY	167 LITRES

LENGTH	1675MM
WIDTH	700MM
HEIGHT	515MM
DEPTH	410MM
CAPACITY	170 LITRES

LENGTH	1700MM
WIDTH	700MM
HEIGHT	515MM
DEPTH	410MM
CAPACITY	170 LITRES

## SIGMA



LENGTH	1600MM
WIDTH	750MM
HEIGHT	540MM
DEPTH	420MM
CAPACITY	175 LITRES

LENGTH	1700MM
WIDTH	750MM
HEIGHT	540MM
DEPTH	440MM
CAPACITY	195 LITRES

LENGTH	1700MM
WIDTH	800MM
HEIGHT	540MM
DEPTH	450MM
CAPACITY	220 LITRES

LENGTH	1800MM
WIDTH	800MM
HEIGHT	540MM
DEPTH	450MM
CAPACITY	240 LITRES

LENGTH	1900MM
WIDTH	900MM
HEIGHT	570MM
DEPTH	460MM
CAPACITY	350 LITRES



## Making the most of space.

Not all bathrooms can accommodate a separate shower cubicle but with the Showerbath range from Carron, you can have the comfort of a bath and still get that extra space needed for a luxurious shower, too.



DELTA



LENGTH	1600MM
WIDTH	700 - 800MM
HEIGHT	540MM
DEPTH	410MM
CAPACITY	210 LITRES

SIGMA



LENGTH	1800MM
WIDTH	750 - 900MM
HEIGHT	540MM
DEPTH	450MM
CAPACITY	265 LITRES

URBAN COMPACT



LENGTH	1500MM
WIDTH	750 - 900MM
HEIGHT	540MM
DEPTH	420MM
CAPACITY	228 LITRES

URBAN



LENGTH	1700MM
WIDTH	750 - 900MM
HEIGHT	540MM
DEPTH	420MM
CAPACITY	260 LITRES

QUANTUM



LENGTH	1500MM
WIDTH	700 - 850MM
HEIGHT	540MM
DEPTH	420MM
CAPACITY	229 LITRES

LENGTH	1600MM
WIDTH	700 - 850MM
HEIGHT	540MM
DEPTH	420MM
CAPACITY	250 LITRES

LENGTH	1700MM
WIDTH	700 - 850MM
HEIGHT	540MM
DEPTH	420MM
CAPACITY	265 LITRES

URBAN EDGE



LENGTH	1575MM
WIDTH	700-850MM
HEIGHT	540MM
DEPTH	420MM
CAPACITY	225 LITRES

URBAN SWING



LENGTH	1575MM
WIDTH	850MM
HEIGHT	540MM
DEPTH	420MM
CAPACITY	225 LITRES

STATUS SHOWERBATH



LENGTH	1550MM
WIDTH	850MM
HEIGHT	540MM
DEPTH	450MM
CAPACITY	262 LITRES

**STATUS.**  
A MODERN ALTERNATIVE TO THE OFFSET CORNER BATH.



Updating a corner bath no longer means a full bathroom remodel thanks to our new Status Showerbath.

[Click here to find out more.](#)



# Strong design from a strong background.

Elegant yet confident, our new Celsius bath design builds on our manufacturing heritage to deliver one of our boldest statements to date.

## CELSIUS FREESTANDING



LENGTH	1910MM
WIDTH	910MM
HEIGHT	610MM
DEPTH	450MM
CAPACITY	330 LITRES



# Modern, accessible, responsible.

The X Factor range of baths have been produced with more than comfort in mind. Different products in the range cover different needs – ideal if you need a bath with more accessibility for children or those with impaired mobility. Also, due to their design, this range helps use less water.

## AXIS



LENGTH	1500MM
WIDTH	700MM
HEIGHT	430MM
DEPTH	345MM
CAPACITY	131 LITRES

LENGTH	1600MM
WIDTH	700MM
HEIGHT	430MM
DEPTH	345MM
CAPACITY	138 LITRES

LENGTH	1700MM
WIDTH	700MM
HEIGHT	430MM
DEPTH	345MM
CAPACITY	145 LITRES

## MATRIX



LENGTH	1500MM
WIDTH	700MM
HEIGHT	515MM
DEPTH	345MM
CAPACITY	131 LITRES

LENGTH	1600MM
WIDTH	700MM
HEIGHT	515MM
DEPTH	345MM
CAPACITY	138 LITRES

LENGTH	1700MM
WIDTH	700MM
HEIGHT	515MM
DEPTH	345MM
CAPACITY	145 LITRES

## INDEX



LENGTH	1700MM
WIDTH	750MM
HEIGHT	540MM
DEPTH	430MM
CAPACITY	195 LITRES

## APEX



LENGTH	1700MM
WIDTH	800MM
HEIGHT	540MM
DEPTH	430MM
CAPACITY	210 LITRES

## ASPECT



LENGTH	1700MM
WIDTH	700 - 800MM
HEIGHT	430MM
DEPTH	345MM
CAPACITY	190 LITRES



Right: The X Factor family available with chrome grips throughout (excluding Aspect Showerbath).



# C-Lenda: Low Profile Ergonomic Design.

## The Future of Whirlpool Technology

The C-Lenda Whirlpool system is the most technologically advanced system available on today's market. This unique jet system has been designed by Markon in New Zealand and ensures the most comfortable bathing experience. Almost all baths in the Carron range are compatible with this whirlpool system and are made to order by our skilled technicians at our factory in Falkirk.

Right: Haiku with C-Lenda system 3 (includes chromatherapy).



### THE C-LEND A SYSTEM:

A worldwide, patented system by Markon combines the quality of today's modern materials with the look and feel of tomorrow's technology, offering the ultimate in comfort and style.

In previous whirlpool baths, the fittings protruded from the bath wall into the bathing area and were prone to build up of soap which was difficult to clean. In the unique C-Lenda design, all fittings are flush with the bath wall, creating a smooth, continuous surface. As well as the visual appeal this offers, the bathing experience is extremely comfortable and all fittings are easy to clean ensuring the stunning look is maintained for years to come. In addition to the sleek jet technology, the C-Lenda operating controls are smooth and easily adjustable.

Every aspect of the C-Lenda technology has been designed with the bather in mind. From the smooth easily adjustable controls and invigorating jet massage performance, through to the super safe suction system – you can be assured you will enjoy the comfort, style and protection you deserve from C-Lenda.

### C-LEND A SYSTEM OPTIONS:

	Pneumatic Controls	Electronic Controls	6 Side Jets	6 Back Jets	4 Feet Jets	Chromotherapy Light
SYSTEM 1	•		•			
SYSTEM 2	•		•	•	•	
SYSTEM 3	•		•	•	•	•
SYSTEM 4		•	•			
SYSTEM 5		•	•	•	•	
SYSTEM 6		•	•	•	•	•

# Elegance understated.

The clean, symmetrical design of our duo baths mean that not only do you have a beautiful piece of design in your bathroom, it can be appreciated by two people at once. Contemporary but understated, our duo baths add subtle elegance to your new sanctuary.

Right: The Mistral bath is the deepest bath in our Duo range.



## ALPHA DUO



LENGTH	1700MM
WIDTH	700MM
HEIGHT	515MM
DEPTH	400MM
CAPACITY	160 LITRES

LENGTH	1700MM
WIDTH	750MM
HEIGHT	540MM
DEPTH	430MM
CAPACITY	175 LITRES

LENGTH	1800MM
WIDTH	800MM
HEIGHT	540MM
DEPTH	440MM
CAPACITY	220 LITRES

## HAIKU DUO



LENGTH	1700MM
WIDTH	800MM
HEIGHT	540MM
DEPTH	450MM
CAPACITY	220 LITRES

LENGTH	1800MM
WIDTH	800MM
HEIGHT	540MM
DEPTH	450MM
CAPACITY	230 LITRES

LENGTH	1800MM
WIDTH	900MM
HEIGHT	540MM
DEPTH	450MM
CAPACITY	290 LITRES

## EQUATION DUO



LENGTH	1700MM
WIDTH	750MM
HEIGHT	540MM
DEPTH	420MM
CAPACITY	205 LITRES

LENGTH	1800MM
WIDTH	800MM
HEIGHT	540MM
DEPTH	430MM
CAPACITY	233 LITRES

## MISTRAL



LENGTH	1800MM
WIDTH	700 - 900MM
HEIGHT	570MM
DEPTH	480MM
CAPACITY	330 LITRES

# Timeless design.

When space dictates a corner bath, Carron make sure you don't have to compromise on style. This timeless collection means having a corner or offset bath can be a design feature as well as a clever space saving alternative.



Right: Omega offset corner bath, right hand version shown.

**DOVE**



LENGTH	1550MM
WIDTH	950MM
HEIGHT	540MM
DEPTH	400MM
CAPACITY	190 LITRES

**OMEGA**



LENGTH	1700MM
WIDTH	1000MM
HEIGHT	540MM
DEPTH	450MM
CAPACITY	255 LITRES

**ORIOLE**



LENGTH	1200MM
WIDTH	1200MM
HEIGHT	540MM
DEPTH	400MM
CAPACITY	190 LITRES

**MONARCH**



LENGTH	1300MM
WIDTH	1300MM
HEIGHT	540MM
DEPTH	400MM
CAPACITY	235 LITRES

**CENTENNIAL**



LENGTH	1500MM
WIDTH	1500MM
HEIGHT	570MM
DEPTH	500MM
CAPACITY	407 LITRES

# Traditional classics.

We know that traditional doesn't have to mean dated. Our Britannia and Imperial ranges offer classic styling, with all the benefits of a Carron bath.

While Imperial measurements may be a thing of the past, sizes available in this range provide a solution to the problem of replacing a bath in an existing space.



Right: Imperial range comes with chrome grips as standard.



## BRITANNIA



LENGTH	1700MM
WIDTH	700MM
HEIGHT	515MM
DEPTH	365MM
CAPACITY	155 LITRES

LENGTH	1700MM
WIDTH	750MM
HEIGHT	540MM
DEPTH	460MM
CAPACITY	239 LITRES

## IMPERIAL TG



LENGTH	1400MM
WIDTH	700MM
HEIGHT	515MM
DEPTH	400MM
CAPACITY	135 LITRES

LENGTH	1500MM
WIDTH	700MM
HEIGHT	515MM
DEPTH	400MM
CAPACITY	145 LITRES

LENGTH	1600MM
WIDTH	700MM
HEIGHT	515MM
DEPTH	400MM
CAPACITY	162 LITRES

LENGTH	1675MM
WIDTH	700MM
HEIGHT	515MM
DEPTH	400MM
CAPACITY	180 LITRES

LENGTH	1700MM
WIDTH	700MM
HEIGHT	515MM
DEPTH	400MM
CAPACITY	180 LITRES

LENGTH	1800MM
WIDTH	750MM
HEIGHT	540MM
DEPTH	420MM
CAPACITY	210 LITRES



# Finishing touches.

We offer a range of practical products to add the finishing touch to your chosen Carron bath. Showerscreens, Carronite™ panels and a wide range of L-Shaped panels. Complete compatibility details are available by contacting us or visiting our website at [carronbathrooms.com](http://carronbathrooms.com)

## Showerscreens

All Carron showerbaths have a custom designed screen available. The Quantum Showerbath has a unique screen option while the more traditional P-shaped showerbaths in the Carron range have the option of a curved screen or a fully enclosed wrap round screen which gives definition to the showering area.

## Panels

We offer a range of panels to complete the look of your chosen bath. One piece L-Shaped panels provide an ideal solution, ensuring a flawless finish and removing any unsightly joins between front and end panels.

## Carronite™ Panels

Adapting our patented Carronite™ process to our panels offers additional strength and rigidity and gives you peace of mind. Available throughout our range, Carronite™ panels are another example of our continuing focus on innovative and practical design.



1	2
3	4
5	6

1. L-Shaped panel provides a flawless finish to your Carron bath.
2. Celsius wraparound screen.
3. Curved screen available on Celsius, Urban, Delta and Aspect Showerbaths.
4. Quantum screen and panel, screen also suitable for Quantum Spacesaver.
5. Many Carron baths are designed to allow the practicality of a standard bath screen.
6. Sleek, unobtrusive panels provide the ideal finishing touch.



Available at :

**BATHWORLD**

P r e m i u m B a t h r o o m F i t t i n g s & S p a s

532 Balestier Road

Singapore 329859

Tel : 6352 2202

Email : [enquiry@bathworld.net](mailto:enquiry@bathworld.net)